

ತಾಂತ್ರಿಕ ಶಿಕ್ಷಣ ಇಲಾಖೆ  
Department of Technical Education  
ಉತ್ತರ ಪತ್ರಿಕೆಗಳ ಮರುಮೌಲ್ಯಮಾಪನಕ್ಕೆ ಅರ್ಜಿ  
Application for Revaluation of Answer Scripts

Step 1: Go to [sevasindhu.karnataka.gov.in](http://sevasindhu.karnataka.gov.in) website and click on **Departments & Services**

Best viewed Mozilla Firefox 60+ and Microsoft Edge | e-signature is intermittently functioning, Regret inconvenience caused. Click here for GramaOne Franchises

SEVA SINDHU  
GOVERNMENT OF KARNATAKA

Hon'ble Chief Minister,  
Government of Karnataka

Hon'ble Minister of Primary & Secondary  
Education and Sakala,  
Government of Karnataka

HOME ABOUT SEVA SINDHU DEPARTMENTS & SERVICES SERVICE CENTERS GRAMA ONE TRACK YOUR APPLICATION STATUS REPORTS-DASHBOARD FAQ CONTACT

DEPARTMENTS & SERVICES NEW USERS REGISTER HERE REGISTERED USERS LOGIN HERE

Services User Manual | Sevasindhu youtube channel | Page last updated on: 11-May-2021 4:00 PM | Website visitor count is 3 3 7 4 5 8 0 8 | Site Map | Website Policy

Step 2: Click On **Department of Collegiate Technical Education** select **Application for Revaluation of Answer Scripts** Alternatively, you can search for Application for Revaluation of Answer Script in the **search option**.

sevasindhu.karnataka.gov.in/Sevasindhu/DepartmentServices

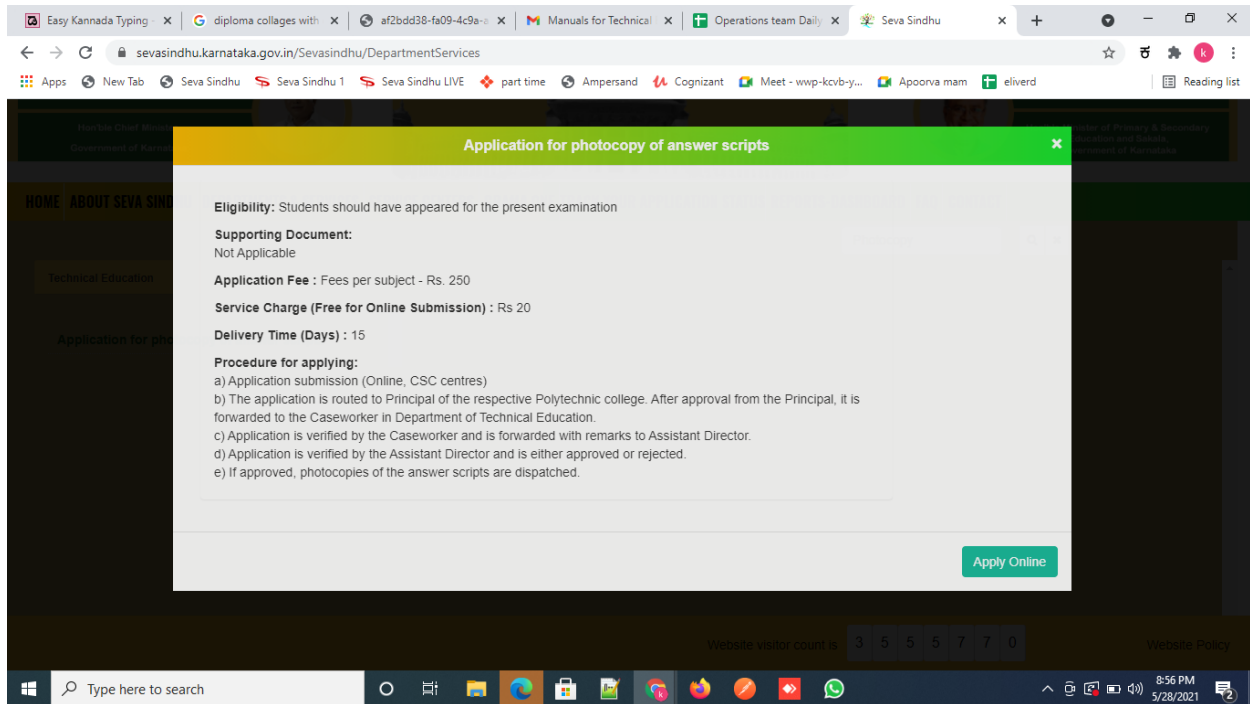
Photocopy

Technical Education

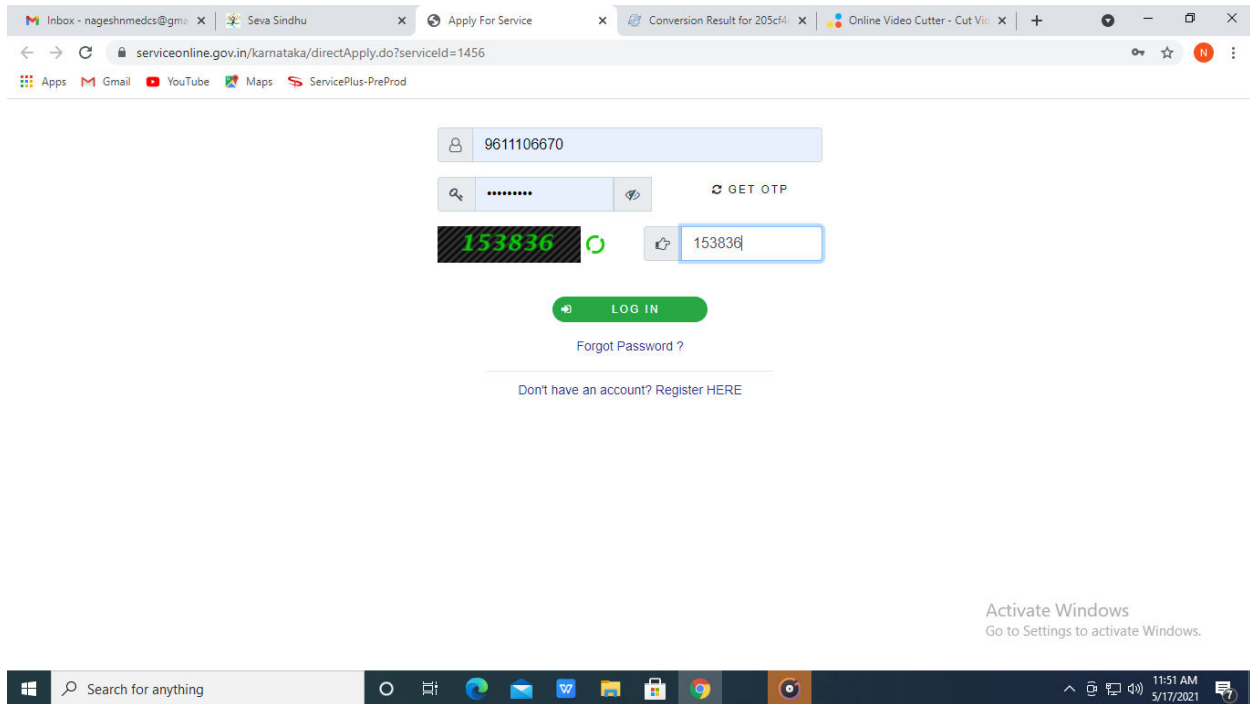
Application for photocopy of answer scripts

Website visitor count is 3 5 5 5 7 7 0 | Website Policy

### Step 3 : Click on Apply online



### Step 4: Enter the username, password/OTP, captcha and click on Log In button



## Step 5 : Fill the Applicant Details & Photocopies details

The screenshot shows a web browser window with the URL [serviceonline.gov.in/karnataka/renderApplicationForm.do?serviceld=640006&applySource=home&UID=e627bdbb-fae0-4d85-ae37-044ac4055d3d&mobileEnabled=...](http://serviceonline.gov.in/karnataka/renderApplicationForm.do?serviceld=640006&applySource=home&UID=e627bdbb-fae0-4d85-ae37-044ac4055d3d&mobileEnabled=...). The page title is "ಕಾಲೇಜು ಮತ್ತು ತಾಂತ್ರಿಕ ಶಿಕ್ಷಣ ಇಲಾಖೆ" (Department of Collegiate Technical Education) and the main heading is "ಉತ್ತರ ಪತ್ರಿಕೆಗಳ ಛಾಯಾ ಪ್ರತಿಗಳಿಗೆ ಅರ್ಜಿ" (Application for Photocopy of Answer Scripts). The form is titled "Applicant Details/ಅರ್ಜಿದಾರರ ವಿವರಗಳು".

Applicant Full Name/ಅರ್ಜಿದಾರರ ಪೂರ್ಣ ಹೆಸರು *	Kavya G D
Register number/ನೋಂದಣಿ ಸಂಖ್ಯೆ *	5076544577
College Code/ ಕಾಲೇಜು ಕೋಡ್ *	507
College Name/ ಕಾಲೇಜು ಹೆಸರು *	SRI. S. NAGUR MEMORIAL POLYTECHNIC
College Location/ಕಾಲೇಜು ಸ್ಥಳ *	BIJAPUR
Mobile Number (SMS notifications will be sent to this number)/ಮೊಬೈಲ್ ಸಂಖ್ಯೆ (ಎಸ್.ಎಂ.ಎಸ್ ಸಂದೇಶಗಳನ್ನು ಈ ಸಂಖ್ಯೆಗೆ ಕಳುಹಿಸಲಾಗುವುದು) *	8496006935
E-Mail ID (E-Mail notifications will be sent to this ID)/ಇ-ಮೇಲ್ ಐಡಿ ( ಇ-ಮೇಲ್ ಸಂದೇಶಗಳನ್ನು ಈ ಐ.ಡಿ.ಗೆ ಕಳುಹಿಸಲಾಗುವುದು)	kavya@gmail.com

## Step 6: Verify the details. If details are correct, select the **checkbox ("Yes") & Submit**

The screenshot shows the next steps of the application form. It includes a "Fees to be paid/ಪಾವತಿಸಬೇಕಾದ ಶುಲ್ಕ" field with the value 500. Below this is a "Declaration/ಘೋಷಣೆ" section with the text: "I hereby declare that all the above stated information is true and correct./ಈ ಅರ್ಜಿ ನಮೂನೆಯಲ್ಲಿ ನಾನು ನನ್ನ ಅರಿವಿನಿಂದ ನಮೂದಿಸಿರುವ ಎಲ್ಲಾ ಅಂಶಗಳು ನೈಜವಾಗಿರುತ್ತವೆ ಎಂದು ಪ್ರಮಾಣೀಕರಿಸುತ್ತೇನೆ." There is a checked checkbox labeled "I Agree".

Below the declaration is a "Word verification" section. It shows a green box with the number "186537" and a circular arrow icon. The text below says "Please enter the characters shown above". There is an input field containing "186537".

At the bottom of the form, there are four buttons: "Draft", "Submit", "Close", and "Reset".

## Step 7: A fully filled form will be generated for user verification

Application not yet submitted. To proceed click on the appropriate button available at the bottom of this page

**Applicant Details/ಅರ್ಜಿದಾರರ ವಿವರಗಳು**

Applicant Full Name/ಅರ್ಜಿದಾರರ ಪೂರ್ಣ ಹೆಸರು : Kavya G D  
Register number/ನೋಂದಣಿ ಸಂಖ್ಯೆ : 5076544577  
College Code/ ಕಾಲೇಜು ಕೋಡ್ : 507  
College Name/ ಕಾಲೇಜು ಹೆಸರು : SRI. S. NAGUR MEMORIAL POLYTECHNIC  
College Location/ಕಾಲೇಜು ಸ್ಥಳ : BIJAPUR  
Mobile Number (SMS notifications will be sent to this number)/ಮೊಬೈಲ್ ಸಂಖ್ಯೆ (ಎಸ್.ಎಂ.ಎಸ್ ಸಂದೇಶಗಳನ್ನು ಈ ಸಂಖ್ಯೆಗೆ ಕಳುಹಿಸಲಾಗುವುದು) : 8496006935  
E-Mail ID (E-Mail notifications will be sent to this ID)/ಇ-ಮೇಲ್ ಐಡಿ (ಇ-ಮೇಲ್ ಸಂದೇಶಗಳನ್ನು ಈ ಐ.ಡಿ.ಗೆ ಕಳುಹಿಸಲಾಗುವುದು) : kavya@gmail.com  
Hidden DOB for eKYC : 18-07-1994

**Details Of Photocopies/ಛಾಯಾ ಪ್ರತಿಯ ವಿವರಗಳು**

**Details Of Photocopies/ಛಾಯಾ ಪ್ರತಿಯ ವಿವರಗಳು**

Subject code/ವಿಷಯ ಕೋಡ್	Marks scored/ಅಂಕಗಳ ಗಳಿಕೆ

## Step 8 : Saved annexures will be displayed and click on Esign and Make Payment to proceed.

**Annexure List**

- 1) Attested marks cards of all semesters / years i.e. (one marks card each from 1st semester to 6th semester / 1st year to 3rd year + the failed sems / years) Attested marks cards of all semesters / years i.e. (one marks card each from 1st semester to 6th semester / 1st year to 3rd year + the failed sems / years)
- 2) Attested marks card 2 of semester/year Attested marks cards of all semesters / years i.e. (one marks card each from 1st semester to 6th semester / 1st year to 3rd year + the failed sems / years)
- 3) Attested marks card 3 of semester/year Attested marks cards of all semesters / years i.e. (one marks card each from 1st semester to 6th semester / 1st year to 3rd year + the failed sems / years)
- 4) Attested marks card 4 of semester/year Attested marks cards of all semesters / years i.e. (one marks card each from 1st semester to 6th semester / 1st year to 3rd year + the failed sems / years)

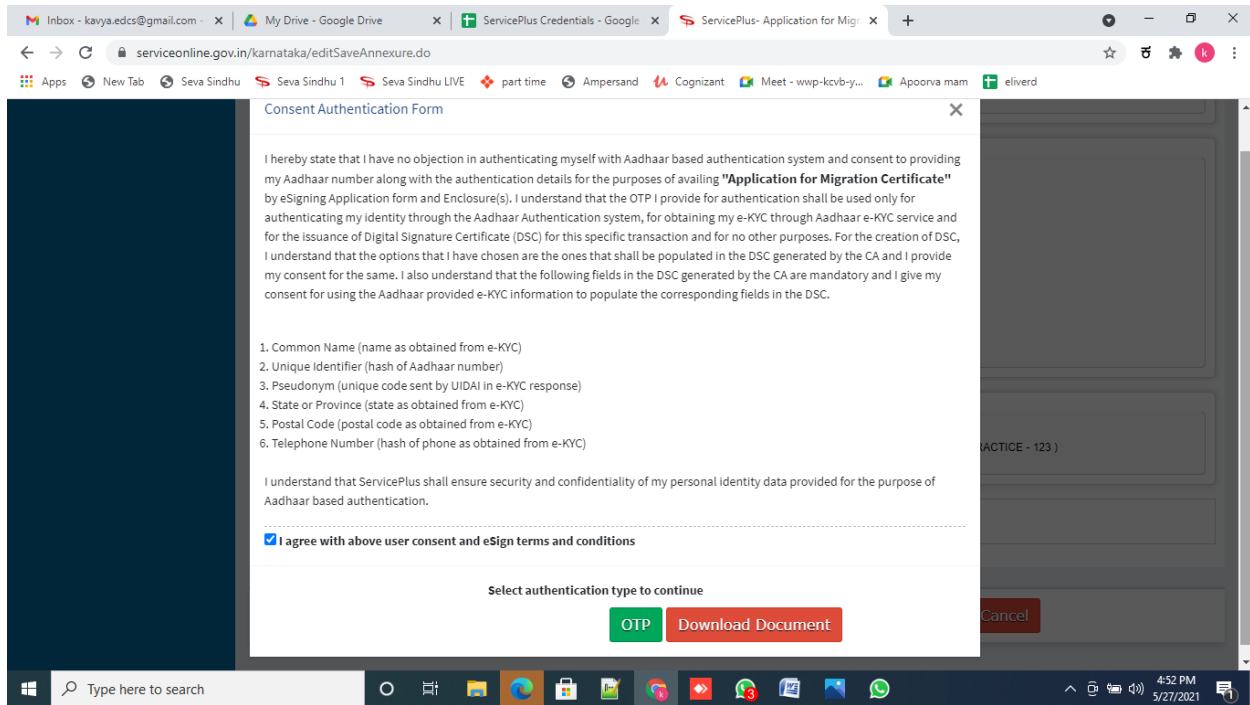
**Additional Details**

Apply to the Office Polytechnic Institutions Office(Polytechnic Institutions- G R INST OF COMMERCIAL PRACTICE - 123 )

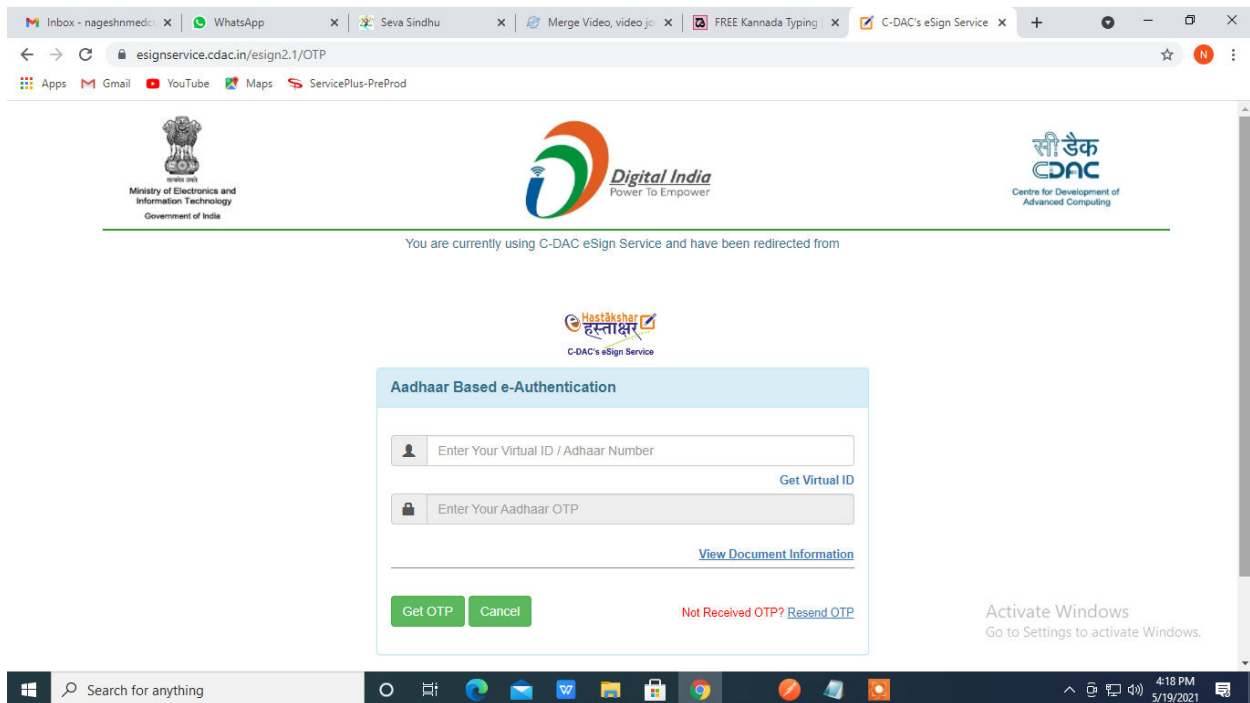
Draft Reference No: TE005S210000220

[eSign and Make Payment](#) [Cancel](#)

**Step 9 :** Click on I agree with above user consent and eSign terms and conditions and Select authentication type to continue



**Step 10 :** Enter Aadhar Number and click on get OTP



## Step 11 : Enter OTP and click on Submit

The screenshot shows a web browser window with the URL `esignservice.cdac.in/esign2.1/OTP`. The page features logos for the Ministry of Electronics and Information Technology, Digital India, and CDAC. A message states: "You are currently using C-DAC eSign Service and have been redirected from". Below this is the "Hastakshar" logo and the text "C-DAC's eSign Service". The main form is titled "Aadhaar Based e-Authentication" and contains the following fields and options:

- Aadhaar Number: `472245377750` (with a "Get Virtual ID" link)
- OTP: `*****`
- Consent:  I have read and provide my [consent](#) (with a "View Document Information" link)
- Buttons: "Submit" (green), "Cancel" (green), and "Not Received OTP? Resend OTP" (red)

The Windows taskbar at the bottom shows the time as 4:19 PM on 5/19/2021.

## Step 12 : Select the Mode of Payment and click on Make Payment to proceed

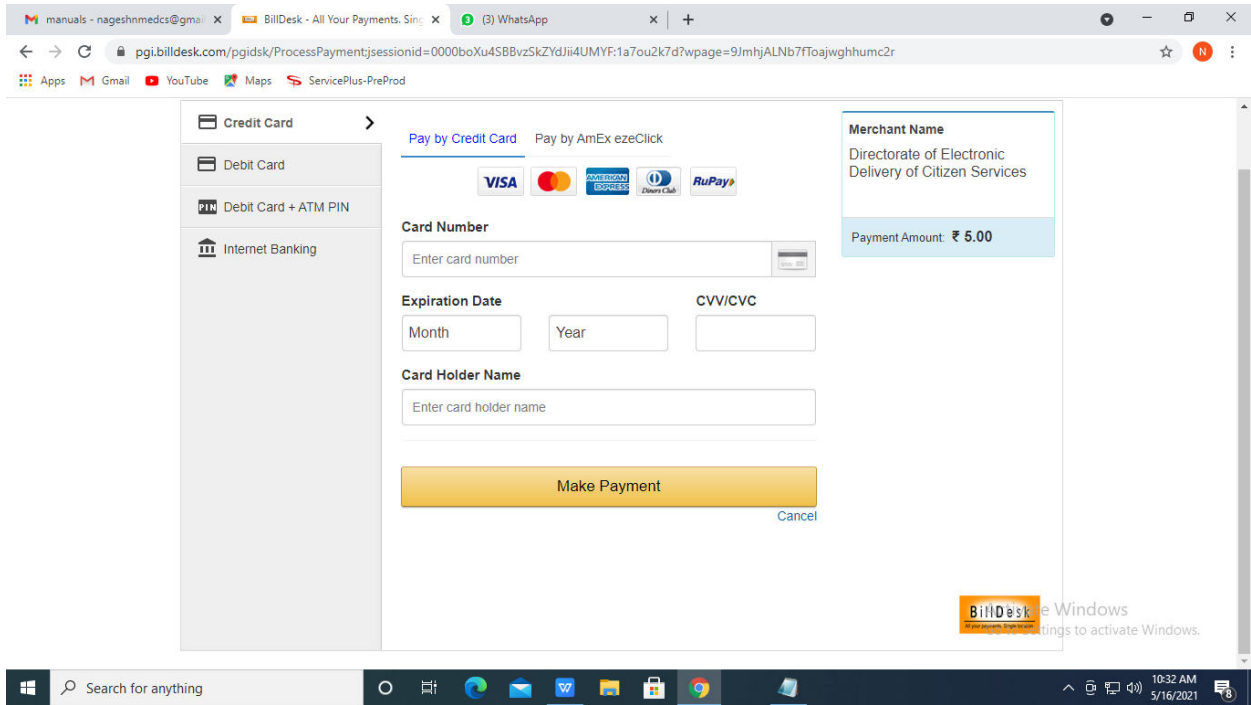
The screenshot shows the ServicePlus portal interface. The URL is `serviceonline.gov.in/configureka/proceedToPayment.do?OWASP_CSRFTOKEN=435M-IJDE-AI6F-17LP-IDIY-JJSH-2HGT-PRA2`. The page title is "APPLICATION FOR DUPLICATE DEGREE CERTIFICATE". The "PAYMENT DETAILS" section includes:

- Mode Of Payment:  Paytm,  Bill Desk Payment,  Cash
- Application Fee: 1845.0
- Total Amount to be paid (in Rs.): 1845.0
- Receipt No. \*: `df`
- Payment Date \*: `12/05/2021` (with a calendar icon and note: "(Select last 20 days from current date)")

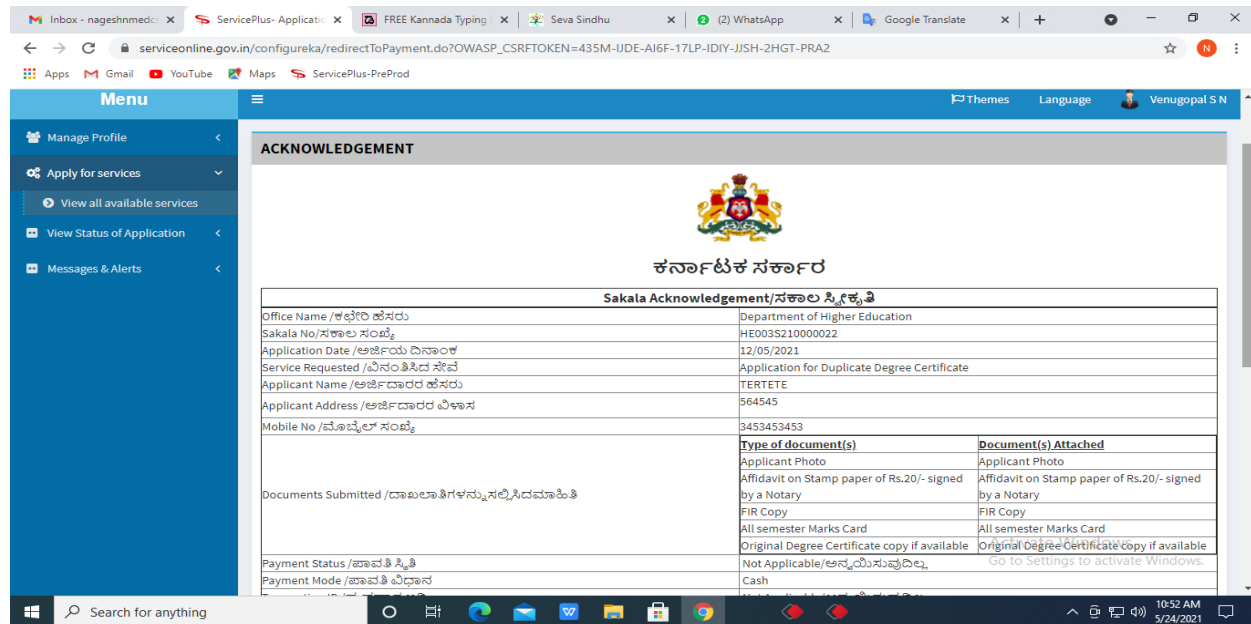
At the bottom right, there are three buttons: "Make Payment" (green), "Reset" (blue), and "Cancel" (red). The Windows taskbar at the bottom shows the time as 10:51 AM on 5/24/2021.



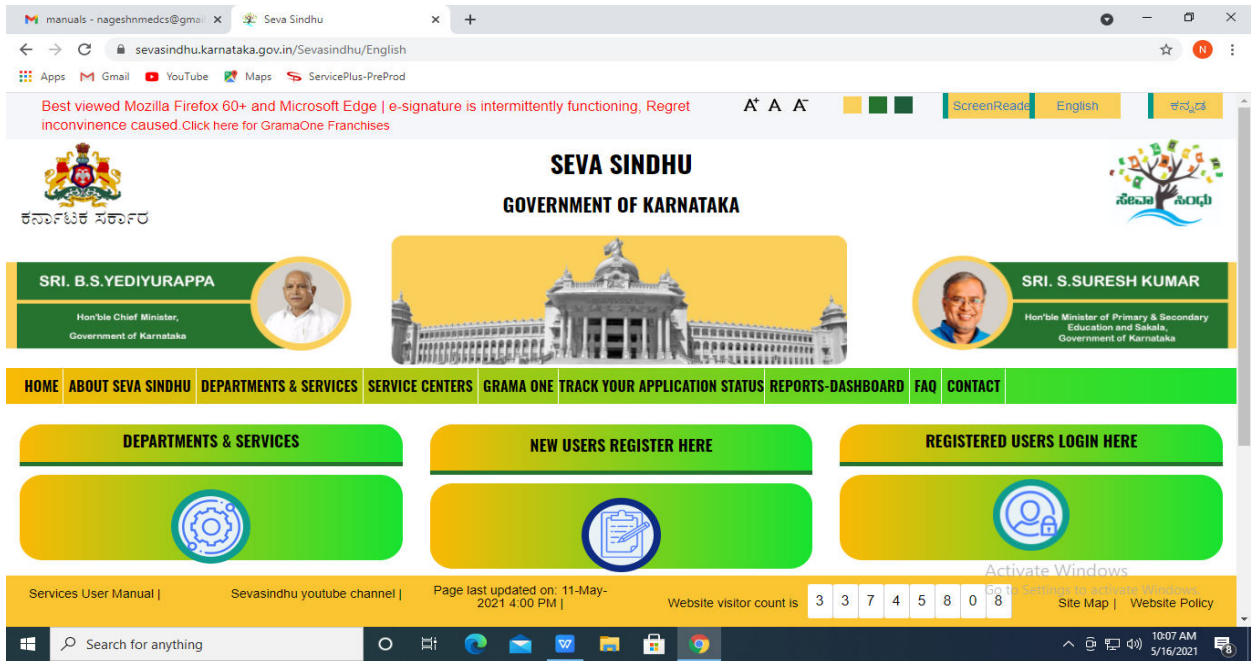
**Step 13 :** Select preferred payment method (Credit Card/Debit Card/Internet Banking), enter the required details and click on make payment



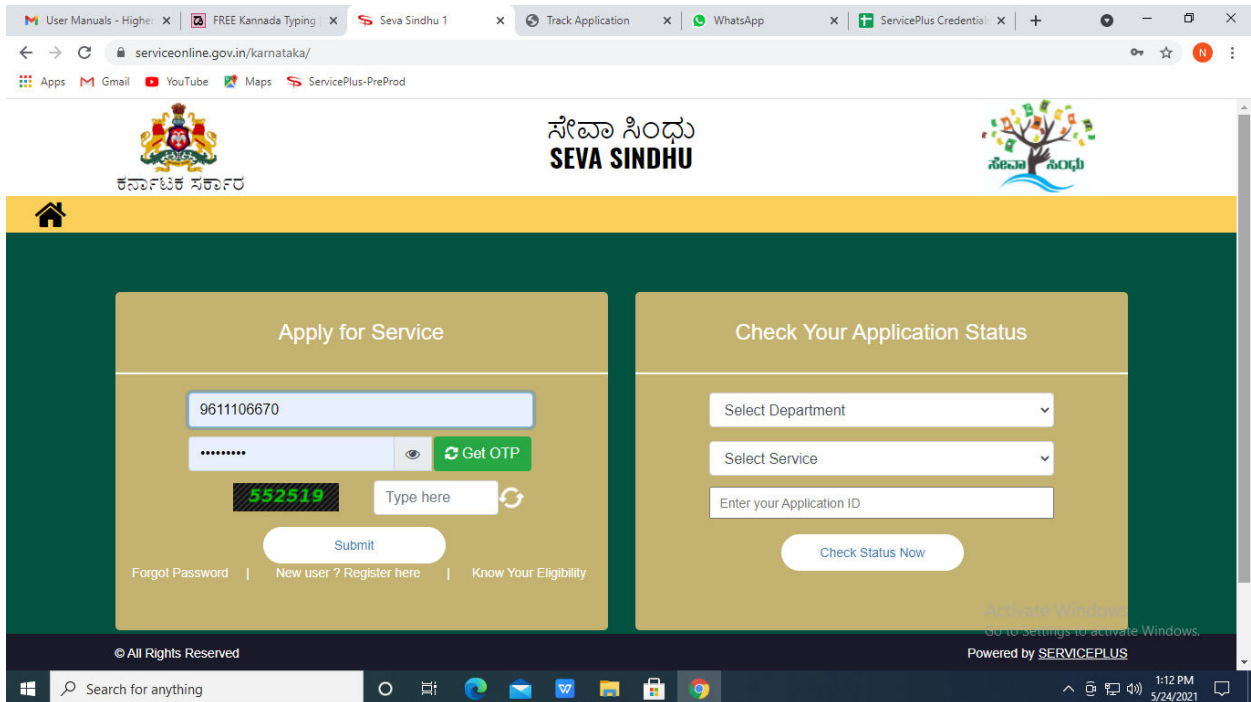
**Step 14 :** After payment is successful, acknowledgement will be generated. Acknowledgment consists of applicant details, application details and the payment details for applicant's reference.



**Step 15 :** To download the certificate, go to the [sevasindhu.karnataka.gov.in](http://sevasindhu.karnataka.gov.in) and click on **Registered Users Login Here**

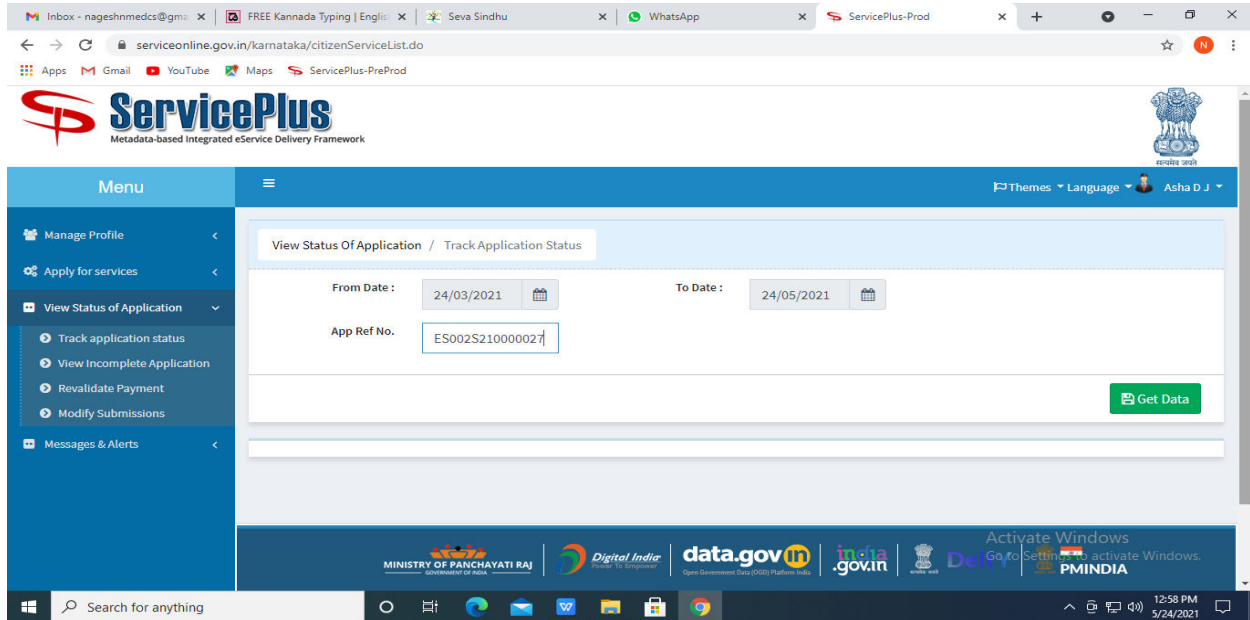


**Step 16 :** Once the login page is open, enter your username, password/OTP, captcha and click on **Submit**.

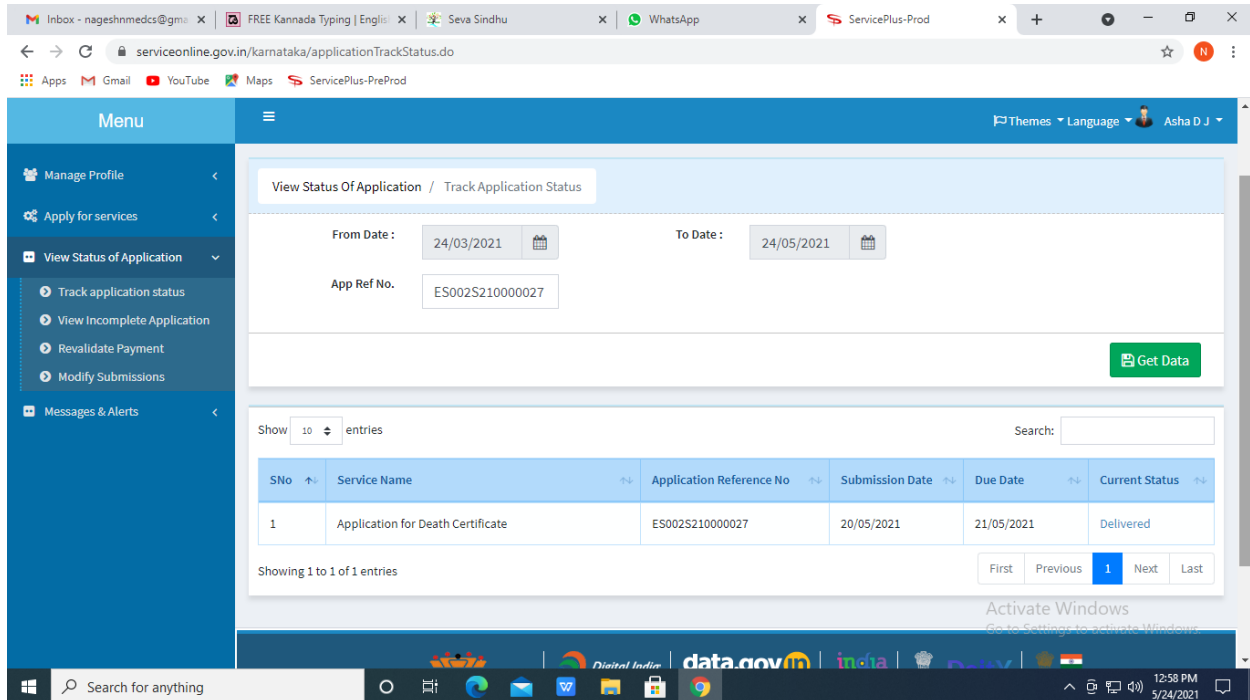




**Step 17** : Click on **View Status of Application** --> **Track application status**. Enter Application Reference Number (you can refer to Acknowledgment/SMS to get Application Reference Number) and click on **Get Data**.



**Step 18** : Check Current Status of the application. If it is delivered, Click on **Delivered**.



## Step 19 : Under Issue Document(s), click on **Output certificate**

ServicePlus  
Metadata-based Integrated eServices

Menu

- Manage Profile
- Apply for services
- View Status of Application
  - Track application status
  - View Incomplete Application
  - Revalidate Payment
  - Modify Submissions
- Messages & Alerts

Status of Application

Application Reference Number : ES002S210000027

Name of the Service : Application for Death Certificate

Applied By : Asha D J

Application due Date : 21/05/2021

S.No.	Task Name	Form Details	Issued Document(s)	Status	Remarks
1	Application Submission	<a href="#">View</a>	<a href="#">Acknowledgement</a>	Completed	NA
2	Push application data to DB	NA	Nil	Forwarded	<a href="#">View</a>
3	Callback Webservice	NA	<a href="#">Output Certificate</a>	Delivered	<a href="#">View</a>

Showing 1 to 1 of 1 entries

Close

## Step 20 : Application for Revaluation of Answer Scripts will be downloaded. You can print the certificate if required.

WPS Office

Application for ...ree Certificate

User Manual - Death Certificate

HE003S210000023.pdf

Sign in

Go Premium

Menu

Home

Insert

Comment

Edit

Page

Protect

Tools

Hand Tool

Select Tool

Edit Text

Edit Picture

PDF to Office

PDF to Picture

Annotate

75%

1/1

Auto Scroll

Read Mode

Background

Screen Grab

Find

Highlight

Note

Mangalore University

No: HE003S210000023  
Date: 24/05/2021

Sub: Approval of Issue of Duplicate Degree Certificate

We are pleased to inform you that the Duplicate Degree Certificate HE003S210000023 has been dispatched to your mailing address provided to the University

The Dispatch details are as follows:

Courier Name / Post:let  
Dispatch Date:24/05/2021  
Tracking ID :test  
Website address of the Courier / Speed Post:es  
For any clarification please contact us.

Date :24/05/2021

Registrar

Test Data / Test Data

Activate Windows  
Go to Settings to activate Windows.

1:36 PM  
5/24/2021